

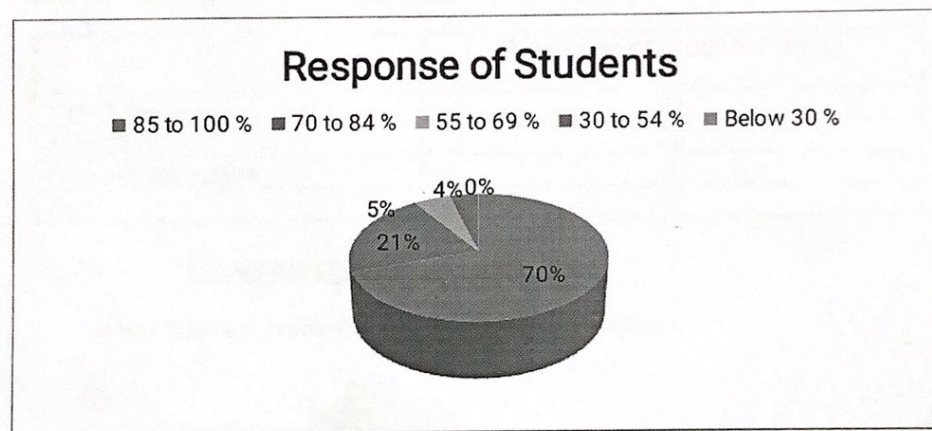
Students' Satisfaction Survey Report

In the academic session 2020-21, a group of 165 students, selected randomly, were asked to fill up a Students Satisfaction Survey form comprising of few questions and statements on teaching- learning and evaluation, infrastructure and administration. The students participating in this survey were administered the Questionnaire ^(Annexure -1) to submit responses within the given time frame i.e. from 27th January, 2021 to 6th February, 2021. The responses received from the students were analysed and interpreted as follows:

Part I:-Teaching- Learning and Evaluation:

1. How much of the syllabus was covered in the class?

	Response of students (in %)
85 to 100 %	70
70 to 84 %	21
55 to 69 %	5
30 to 54 %	4
Below 30 %	0



Interpretation: Majority of the students i.e. 70 % of the students responded that 85 to 100% of the syllabus was covered in the class.

2. Do the teachers discuss the topics in details?

	Response of students (in %)
--	-----------------------------



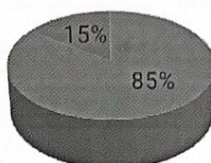
Principal
Lala. Mahakand
Edit with WPS Office

Co-ordinator
Internal Quality Assurance Cell,
Lala Rural College, Lala

Yes	85
No	15

Response of Students

■ Yes ■ No



Interpretation: Majority of the students i.e. 85 % of the students responded that teachers discuss the topics in detail.

3. How well are the teachers able to communicate?

	Response of students (in %)
Very Effective	71
Effective	25
Partially Effective	4
Poor	0

Response of Students

■ Very Effective ■ Effective ■ Partially Effective ■ Poor



Interpretation: Majority of the students i.e. 71% of the students responded that the teachers are able to communicate very effectively.

4. Teachers use TLM including modern teaching aids to deliver lesson in a convincing manner.

(Signature)
Principal

Lala Rural College

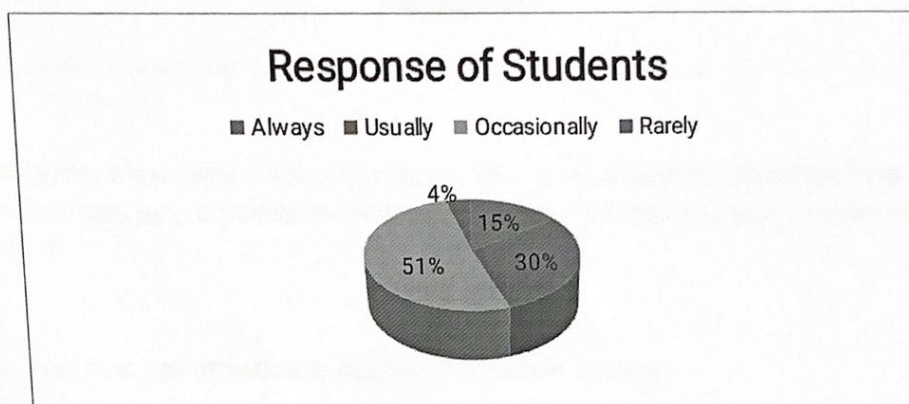
Lala Rural College



Edit with WPS Office

(Signature)
Coordinator
Internal Quality Assurance Cell,
Lala Rural College, Lala

	Response of students (in %)
Always	15
Usually	30
Occasionally	51
Rarely	4



Interpretation: 30 % of the students responded that usually teachers use TLM including modern teaching aids to deliver lesson in a convincing manner

5. Teachers help students in solving their problems/issues in and outside the classroom.

	Response of students (in %)
Always	79
Usually	15
Occasionally	6
Rarely	0

(Signature)
Principal
Lala Rural College
Lala, Malharandi

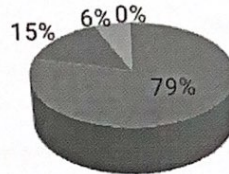


Edit with WPS Office

(Signature)
Co-ordinator
Internal Quality Assurance Cell
Lala Rural College, Lala

Response of Students

■ Always ■ Usually ■ Occasionally ■ Rarely



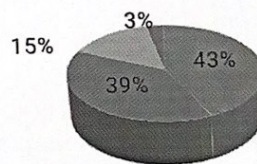
Interpretation: Maximum of the students i.e. 79% of the students responded that always teachers help students in solving their problems/issues in and outside the classroom.

6. Teachers pay attention to academically weak students.

	Response of students (in %)
Always	43
Usually	39
Occasionally	15
Rarely	3

Response of Students

■ Always ■ Usually ■ Occasionally ■ Rarely



Interpretation: 43% of the students responded that always teachers pay attention to academically weak students.

7. The teachers use student centric methods, such as experiential learning.

Principal
Lala Rural College
Lala, Ballabandi

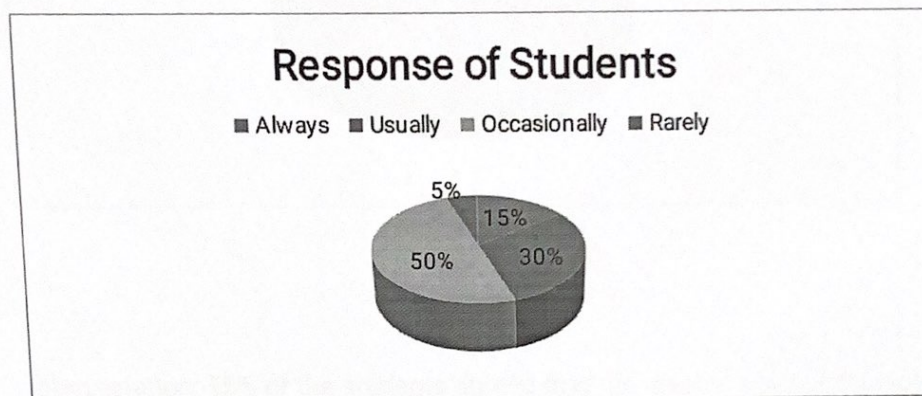


Edit with WPS Office

Co-ordinator
Internal Quality Assurance Cell,
Lala Rural College, Lala

participative learning and problem –solving methodologies for enhancing learning experiences.

	Response of students (in %)
Always	15
Usually	30
Occasionally	50
Rarely	5



Interpretation: One half of the students i.e. 50% of the students responded that occasionally the teachers use student centric methods, such as experiential learning, participative learning and problem –solving methodologies for enhancing learning experiences.

8. The teachers adopt transparent mechanism during internal assessment and evaluation process.

	Response of students (in %)
Strongly Agree	20
Agree	55
Partially Agree	25
Not Agree	0



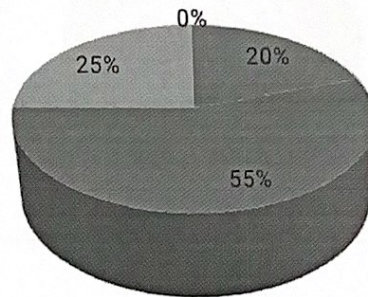
Edit with WPS Office

Principal
Lala Rural College
Kollam

Co-ordinator
Internal Quality Assurance Cell,
Lala Rural College, Lala

Response of Students

■ Strongly Agree ■ Agree ■ Partially Agree ■ Not Agree



Interpretation: 55% of the students agreed that the teachers adopt transparent mechanism during internal assessment and evaluation process

9. How do you assess institute's approach to address internal assessment related grievances?

	Response of students (in %)
Excellent	10
Good	57
Satisfactory	30
Poor	3

[Signature]
Principal

Lala Rural College



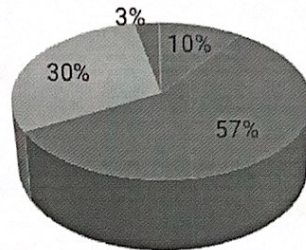
Edit with WPS Office

[Signature]
Coordinator

Internal Quality Assurance Cell,
Lala Rural College, Lala

Response of Students

■ Excellent ■ Good ■ Satisfactory ■ Poor



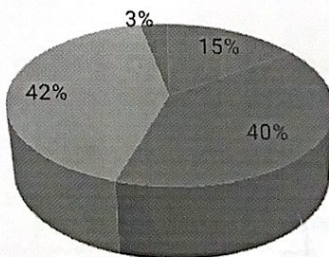
Interpretation: 57% of the students responded that institute's approach to address internal assessment related grievances is good.

10. The overall quality of teaching-learning and evaluation process in your institute is-

	Response of students (in %)
Excellent	15
Good	40
Satisfactory	42
Poor	3

Response of Students

■ Excellent ■ Good ■ Satisfactory ■ Poor



[Signature]
Principal
Lala Rural College
Mokundi



Edit with WPS Office

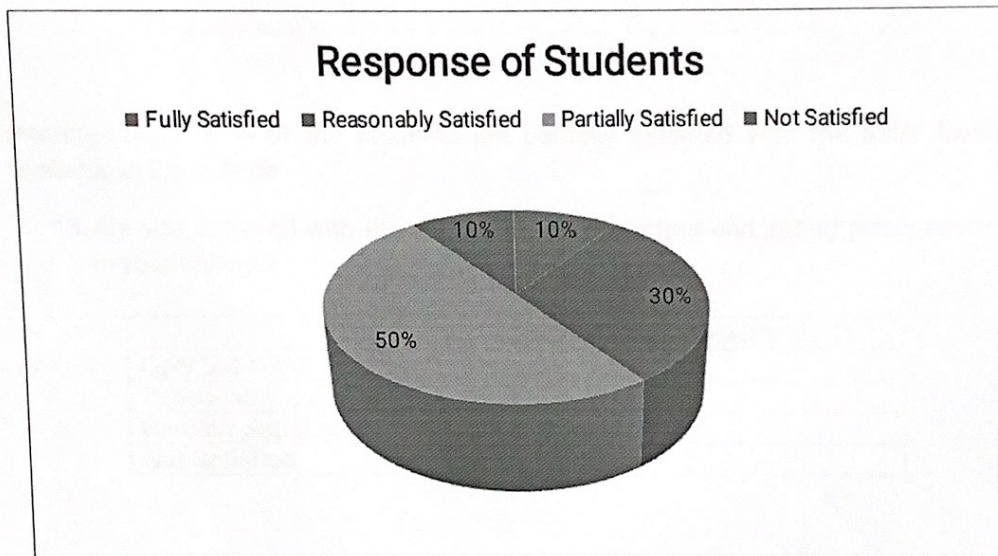
[Signature]
Co-ordinator
Internal Quality Assurance Cell,
Lala Rural College, Lala

Interpretation: 42 % of the students responded that the overall quality of teaching-learning and evaluation process in their institute is satisfactory.

Part II:-Infrastructure:

11. Are you satisfied with the drinking water facility available in your college?

	Response of students (in %)
Fully Satisfied	10
Reasonably Satisfied	30
Partially Satisfied	50
Not Satisfied	10

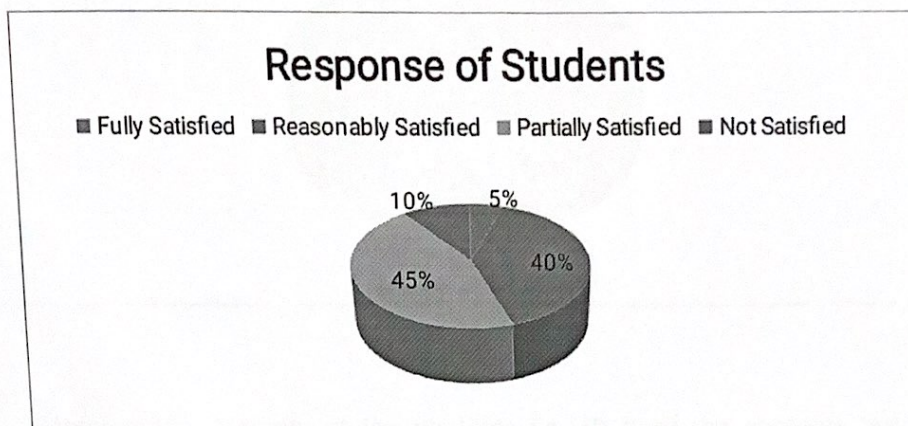


Interpretation: 50 % of the students are partially satisfied with the drinking water facility available in the college.

12. Are you satisfied with the toilet facility available in your college?

	Response of students (in %)
Fully Satisfied	5


Reasonably Satisfied	40
Partially Satisfied	45
Not Satisfied	10



Interpretation: 45 % of the students are partially satisfied with the toilet facility available in the college.


13. Are you satisfied with the classroom infrastructure and sitting arrangements in your college?

	Response of students (in %)
Fully Satisfied	18
Reasonably Satisfied	70
Partially Satisfied	12
Not Satisfied	0


 Principal
 Lala Rural College
 Lala, Ballabhandi

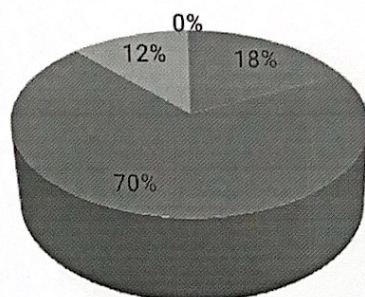


Edit with WPS Office


 Co-ordinator
 Internal Quality Assurance Cell,
 Lala Rural College, Lala

Response of Students

■ Fully Satisfied ■ Reasonably Satisfied ■ Partially Satisfied ■ Not Satisfied



Interpretation: Majority of the students i.e. 70 % of the students are reasonably satisfied with the classroom infrastructure and sitting arrangements in the college.

14. Are you satisfied with the Boys/ Girls common room facility available in your college?

	Response of students (in %)
Fully Satisfied	15
Reasonably Satisfied	42
Partially Satisfied	40
Not Satisfied	03

[Signature]
Principal
Lala Rural College
Lala, Holiakundi

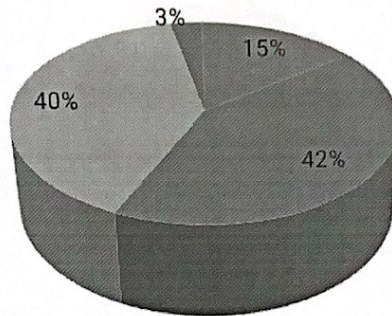
[Signature]
Co-ordinator
Internal Quality Assurance Cell,
Lala Rural College, Lala



Edit with WPS Office

Response of Students

■ Fully Satisfied ■ Reasonably Satisfied ■ Partially Satisfied ■ Not Satisfied



Interpretation: 42 % of the students are reasonably satisfied with the Boys/ Girls common room facility available in the college.

15. Are you satisfied with the sports facility available in your college?

	Response of students (in %)
Fully Satisfied	5
Reasonably Satisfied	40
Partially Satisfied	45
Not Satisfied	10

[Signature]
Lala Rural College
Lala, Ballabandi

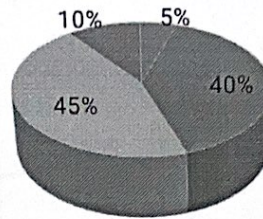


Edit with WPS Office

[Signature]
Co-ordinator
Internal Quality Assurance Cell,
Lala Rural College, Lala

Response of Students

■ Fully Satisfied ■ Reasonably Satisfied ■ Partially Satisfied ■ Not Satisfied



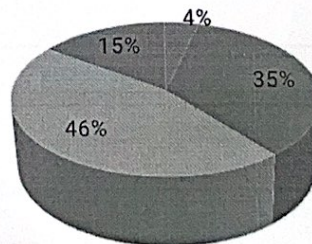
Interpretation: 45 % of the students are partially satisfied with the sports facility available in their college.

16. Are you satisfied with the quality and price of the food provided by the college canteen?

	Response of students (in %)
Fully Satisfied	4
Reasonably Satisfied	35
Partially Satisfied	46
Not Satisfied	15

Response of Students

■ Fully Satisfied ■ Reasonably Satisfied ■ Partially Satisfied ■ Not Satisfied



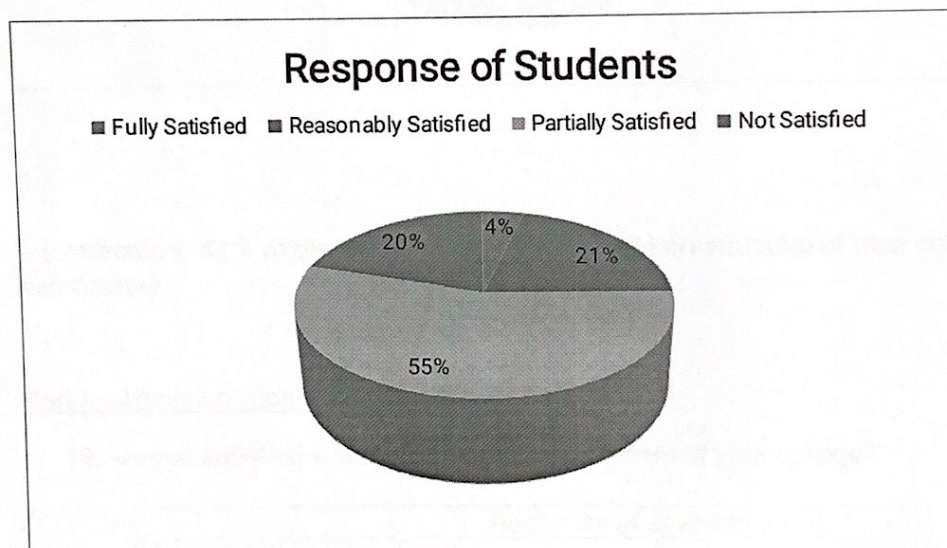
[Signature]
Principal
Lala Rural College
Lala, Halkandi
Edit with WPS Office

[Signature]
Co-ordinator
Internal Quality Assurance Cell,
Lala Rural College, Lala

Interpretation: 46 % of the students are partially satisfied with the quality and price of the food provided by the college canteen.

17. Are you satisfied with the college library in terms of availability of books, zerox facility, reading space, etc.?

	Response of students (in %)
Fully Satisfied	4
Reasonably Satisfied	21
Partially Satisfied	55
Not Satisfied	20

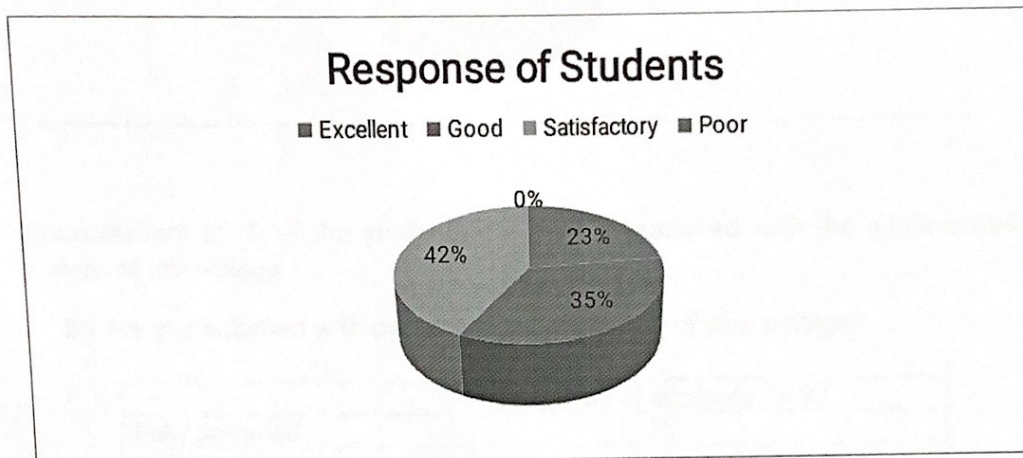


Interpretation: 55 % of the students are partially satisfied with the college library in terms of availability of books, zerox facility, reading space, etc.

18. How do you rate the overall infrastructure of your college?

	Response of students (in %)
Excellent	23
Good	35

Satisfactory	42
Poor	0



Interpretation: 42 % of the students rated the overall infrastructure of their college satisfactory.

Part III:-Administration:

19. Are you satisfied with the administration system of your college?

	Response of students (in %)
Fully Satisfied	8
Reasonably Satisfied	35
Partially Satisfied	55
Not Satisfied	2

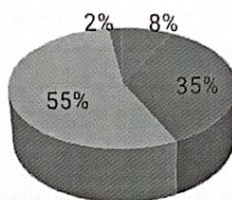


Principal
Lala Rural College
Lala, W. P. S. Office

Co-ordinator
Internal Quality Assurance Cell,
Lala Rural College, Lala

Response of Students

■ Fully Satisfied ■ Reasonably Satisfied ■ Partially Satisfied ■ Not Satisfied



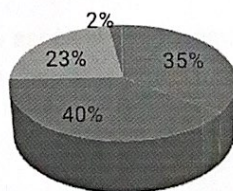
Interpretation: 55 % of the students are partially satisfied with the administration system of the college.

20. Are you satisfied with the admission procedure of your college?

	Response of students (in %)
Fully Satisfied	35
Reasonably Satisfied	40
Partially Satisfied	23
Not Satisfied	2

Response of Students

■ Fully Satisfied ■ Reasonably Satisfied ■ Partially Satisfied ■ Not Satisfied



Interpretation: 40 % of the students are reasonably satisfied the admission procedure of the college.

[Signature]

Principal
Lala Rural College
Lala, Halkandi

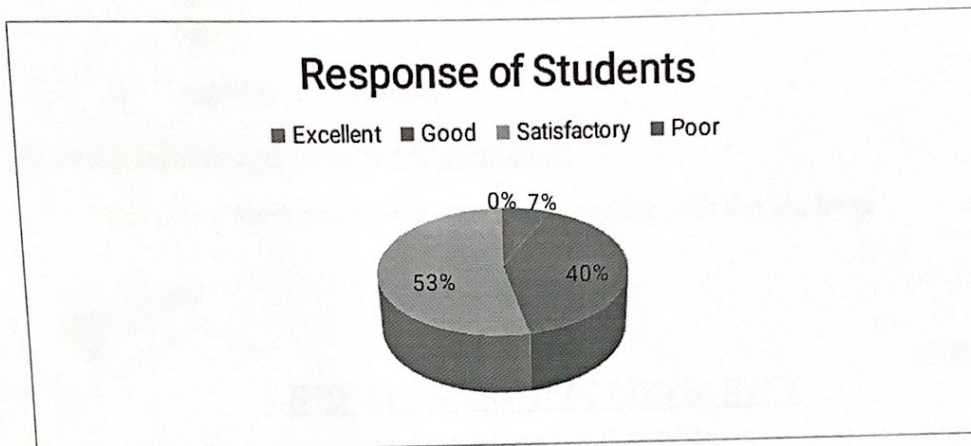


Edit with WPS Office

[Signature]
Coordinator
Internal Quality Assurance Cell,
Lala Rural College, Lala

21. How do you rate the office staff of the college?

	Response of students (in %)
Excellent	7
Good	40
Satisfactory	53
Poor	0



Interpretation: 53 % of the students rated the office staff of the college satisfactory.

Recommendations on Teaching-Learning and Evaluation:

1. The teachers need to use modernised TLM more frequently to cater the needs of the students and also to make classroom interaction more effective.
2. To pay attention to academically slow learners, it is recommended that every week class test may be taken. It will enhance learning process of the students.
3. The teachers need to apply student centric methods such as experimental learning, participative learning and problem solving methodologies for effective participation of the students.

Recommendations on College Infrastructure:

1. Drinking water facility and toilet facility need to be improved.
2. Attention needs to be paid to boys and girls common room.
3. The students need to be encouraged in sports and more avenues are to be



Lala K. S. College
Lala K. S. College
Edit with WPS Office

Co-ordinator
Internal Quality Assurance Cell,
Lala K. S. College

provided for more participation of the students.

4. The college library is an integral part of institutional education. From the response of the survey it is found that attention needs to be paid towards library. Following are the areas which need to be marked:

- More reference books.
- Subscription of more journals and newspapers (national and state level).
- Full time zerox facility.

Recommendations on College Administration:

1. The office staff needs to be more co-operative with the students.

Principal
Lala Rural College
Lala, Hattakandi

Co-ordinator
Internal Quality Assurance Cell,
Lala Rural College, Lala

ANNEXURE-I

STUDENTS' SATISFACTION SURVEY

LALA RURAL COLLEGE
Academic Session: 2020-2021

Part-A

(Personal Information)

Name of the Student :
Class/Semester :
Stream :
Contact No. :

Part-B
(Teaching-Learning and Evaluation)
{Tick (✓) the appropriate}

1.	How much of the syllabus was covered in the class?	a. 85 to 100 %	d. 30 to 54 %
		b. 70 to 84 %	e. Below 30 %
		c. 55 to 69 %	
2.	Do the teachers discuss the topics in details?	a. Yes	b. No

Principal
Lala Rural College
Lala, Hattakandi



Edit with WPS Office

Co-ordinator
Internal Quality Assurance Cell,
Lala Rural College, Lala

3.	How well are the teachers able to communicate?	a. Very effective	c. Partially effective
		b. Effective	d. Poor
4.	Teachers use TLM including modern teaching aids to deliver lesson in a convincing manner.	a. Always	c. Occasionally
		b. Usually,	d. Rarely
5.	Teachers help students in solving their problems/issues in and outside the classroom.	a. Always	c. Occasionally
		b. Usually,	d. Rarely
6.	Teachers pay attention to academically weak students.	a. Always	c. Occasionally
		b. Usually,	d. Rarely
7.	The teachers use student centric methods, such as experiential learning, participative learning and problem-solving methodologies for enhancing learning experiences.	a. Always	c. Occasionally
		b. Usually,	d. Rarely
8.	The teachers adopt transparent mechanism during internal assessment and evaluation process.	a. Strongly agree	c. Partially agree
		b. Agree	d. Not agree
9.	How do you assess institute's approach to addresses internal assessment related grievances?	a. Excellent	c. Satisfactory
		b. Good	d.
10.	The overall quality of teaching-learning process in your institute is-	a. Excellent	c. Satisfactory
		b. Good	d. Poor

Part-C (Infrastructure) {Tick (✓) the appropriate}			
11.	Are you satisfied with the drinking water facility available in your college?	a. Fully satisfied	c. Partially Satisfied
		b. Reasonably Satisfied	d. Not Satisfied
12.	Are you satisfied with the toilet facility available in your college?	a. Fully satisfied	c. Partially Satisfied
		b. Reasonably Satisfied	d. Not Satisfied



Edit with WPS Office

Principal
Lala Rural College
Lala

Coordinator
Internal Quality Assurance Cell,
Lala Rural College, Lala

13.	Are you satisfied with the classroom infrastructure and sitting arrangements in your college??	a. Fully satisfied	c. Partially Satisfied
		b. Reasonably Satisfied	d. Not Satisfied
14.	Are you satisfied with the Boys/Girls common room facility available in your college?	a. Fully satisfied	c. Partially Satisfied
		b. Reasonably Satisfied	d. Not Satisfied
15.	Are you satisfied with the sports facility available in your college?	a. Fully satisfied	c. Partially Satisfied
		b. Reasonably Satisfied	d. Not Satisfied
16.	Are you satisfied with the quality and price of the food provided by the college canteen?	a. Fully satisfied	c. Partially Satisfied
		b. Reasonably Satisfied	d. Not Satisfied
17.	Are you satisfied with the college library in terms of availability of books, zerox facility, reading space, etc?	a. Fully satisfied	c. Partially Satisfied
		b. Reasonably Satisfied	d. Not Satisfied
18.	How do you rate the overall infrastructure of your college?	a. Excellent	c. Satisfactory
		b. Good	d. Poor

Part-D

(Administration)

{Tick (✓) the appropriate}

19.	Are you satisfied with the administration system of your college?	a. Fully satisfied	c. Partially Satisfied
		b. Reasonably Satisfied	d. Not Satisfied
20.	Are you satisfied with the admission procedure of your college?	a. Fully satisfied	c. Partially Satisfied
		b. Reasonably Satisfied	d. Not Satisfied
21.	How do you rate the office staff of the college?	a. Excellent	c. Satisfactory
		b. Good	d. Poor

[Handwritten Signature]

Principal
Lala Rural College
Lala, Bha. dt

Signature



Edit with WPS Office

[Handwritten Signature]
Coordinator
Internal Quality Assurance Cell,
Lala Rural College, Lala